

COLLEGE OF ENGINEERING

99% of Engineering students were employed on co-op in 2021–22

98% of these positions were paid

\$21 Reported MEDIAN hourly salary of paid co-ops from AY 2021–22

\$20	Architectural Engineering	\$20	Engineering Technology
\$22	Chemical Engineering	\$18	Environmental Engineering
\$19	Civil Engineering	\$20	Materials Science and Engineering
\$24	Computer Engineering	\$20	Mechanical Engineering
\$20	Construction Management		
\$22	Electrical Engineering		

100% learn through experiential education


Students Learn Here:


Allan Myers	Lockheed Martin
Apple	Merck
CERTAINTEED Corporation	NAVSEA
Comcast Corporation	Pennoni Associates, Inc.
EwingCole	Philadelphia Water Department
Exelon Corporation	Vanguard Group
Johnson & Johnson	W.L. Gore & Associates, Inc.
Kulicke + Soffa	Woodward McCoach, Inc
L3 Harris Technologies	


Go to Steinbright and Get To Work

Steinbright’s powerful combination of co-op and career services is a Drexel advantage for employment or professional experience and beyond.

From the One-Year-Out Alumni Survey, graduating class of 2021:

98%  of Engineering graduates are working or enrolled in graduate or professional education.

95%  of those working full-time were satisfied with their position.

94%  of those working full-time were satisfied with the level of responsibility at their position.

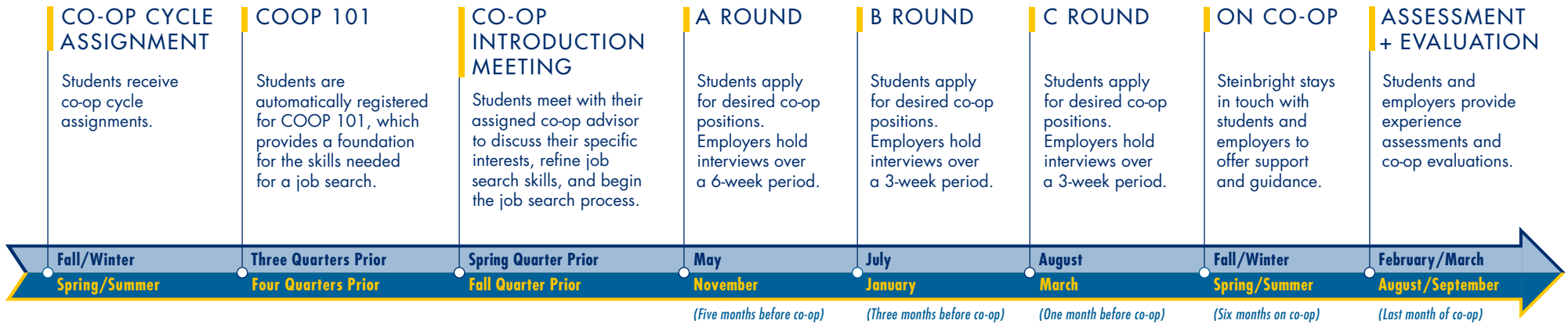
Get Connected

215.895.2185
drexel.edu/scdc

3201 Arch Street
 Co-op: Annex, Suite 110
 Career Services: Suite 250

COLLEGE OF ENGINEERING

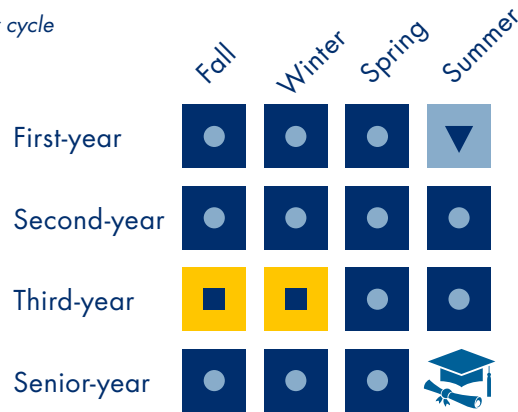
CO-OP TIMELINE



FOUR-YEAR CURRICULUM – ONE CO-OP OPTION

Sample schedule for fall/winter cycle

- on-campus study
- vacation
- co-op experience



FIVE-YEAR CURRICULUM – THREE CO-OP OPTION

Sample schedule for fall/winter cycle

- on-campus study
- vacation
- co-op experience

